

# Series 2021 • 2021/5

- Metric design
- Contacting of assembled PCBs
- Large selection of head styles
- Variable installation heights from various collar dimensions

## Mechanical Data

Center	2.54 mm/100 mil
Temperature Range	-30 °C - +120 °C
Full Travel	5.30 mm
Working Travel	4.00 mm
Pre-loaded Spring Force	0.30/ 0.40/ 0.50/ 0.70/ 1.00/ 1.00 N
Spring Force at Working Travel	0.70/ 1.00/ 1.50/ 2.25/ 3.00/ 5.00 N
2021/5 - 1.00 N not available	

## Electrical Data

Max. Current Rating	5.0...8.0 A
Typical Continuity Resistance	<= 25 mOhm

## Materials

Barrel	Bronze/Brass, gold plated
Spring	Spring Steel, Stainless Steel, gold plated
Plunger	Steel, Plastic
Receptacle	Bronze, gold plated

## Recommended Diameter of Drill


HP 2361.1 (Trolitax)	1.99 mm
HGW 2372	2.00 mm

## High-Temperature Applications

Temperature Range	-40 °C - +250 °C
Pre-Loaded Spring Force	0.50/ 0.70/ 1.00/ 1.00 N
Spring Force at Working Travel (Order Index E)	1.50/ 2.25/ 3.00/ 5.00 N

- no High-Temperature Applications available  
2021/5 - 5.00 N not available

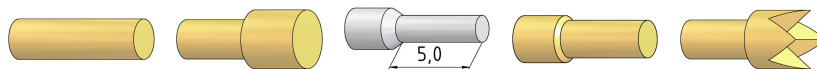
## Tip style - Diameter - Plating



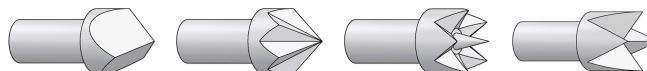
A	A6	B	BST	C
2.00 Au/Ni/Rh	1.80C Au 2.00C Au	0.65 Ni 0.80 Au/Ni/Rh 1.00 Au/Ni	0.80 Au/Ni	1.30 Au/Ni/Rh 1.50 Au 1.80 Au/Ni/Rh 2.00 Au/Ni 2.30 Rh 2.50 Au/Ni 3.00 Rh



C1S	C5S	D	D	D1
1.20/2.00 Au/HTK	1.40/2.50 Au/HTK	0.65 Au 0.65 Ni 0.80 Au 1.00 Au	1.30 Au/Ni 1.40 Au 1.80 Ni 2.00 Au	0.65 Au/Ni C



F	F	F1	F4	G
0.80 Au 1.00 Au/Ni	1.50 Au 1.80 Au 2.00 Au 2.00 Ni	0.65 Ni	0.80 Au	1.30 Ni 1.80 Au 1.80 Rh 2.00 Au



H	K	M	Q
1.80 Rh 2.00 Rh	1.15 Ni 1.75 Ni 2.00 Rh	1.80 Rh	1.00 Ni 1.30 Au 1.30 Ni

## How to Order

2021/ 5 - F - 1.5 N E - Au - 2.0

1 2 3 4 5 6 7

1. Series 2. Collar Height 3. Tip Style  
4. Spring Force 5. High Temperature 6. Tip Plating  
7. Tip Diameter

# Series 2021 • 2021/5

