Series 3012/2GS • FS1/FLS1

- Test Probe with switching function for cable harness test and presence verification
- Threaded type
- Easy-replacement system (replacement without soldering)
- Version for large tip diameters
- Tips insulated
- Switching travel 1.7 mm (4.0 mm on request)
- High soldering temperature up to 300°C
- Variable extention height

Mechanical Data

Center	3.50 mm/138 mil
Temperature Range	-30 °C - +120 °C
Full Travel	4.50 mm
Working Travel	4.00 mm
Switching Travel	1.70 mm
Pre-loaded Spring Force	0.12/ 0.25/ 0.30/ 0.40/ 0.60/ 1.80/ 1.40/ 1.70/ 2.00/ 2.70/ 2.00/ 5.00/ 4.00 N
Spring Force at Working Travel	0.75/ 1.25/ 1.80/ 2.30/ 3.50/ 6.50/ 7.00/ 8.50/ 9.00/ 9.50/ 10.00/ 12.50/ 13.00 N
Spring Force at Switching Travel	0.20/ 0.45/ 0.75/ 1.00/ 1.60/ 3.60/ 3.60/ 4.40/ 4.80/ 5.40/ 5.20/ 8.00/ 7.60 N

Electrical Data

Receptacle-Plunger	
Max. Current Rating	5.0 A
Typical Continuity Resistance	<= 15 mOhm
Pin-Plunger	
Max. Current Rating	1.0 A
Typical Continuity Resistance	<= 50 mOhm
Typical Insulating Voltage	1000 V

Materials

Barrel	Brass, gold plated
Spring	Spring Steel, gold plated
Plunger	CuBe, gold plated
Tip	CuBe, passiviert
Receptacle	Brass, gold plated

Recommended Diameter of Drill

H 3011/GWR5 (/R /RK)	
HP 2361.1 (Trolitax)	3.02 mm
HGW 2372	3.04 mm
H 3011/K (/5K)	
HP 2361.1 (Trolitax)	3.01 mm

How to Order

3012/	2	G	S	-	FS1	-	3.0 N	-	Au/CB	-	3.0	C
1	2	3	4		5		6		7		8	9

1. Series 2. Collar Height 3. Threaded Design
4. Plug-in Connector 5. Tip Style 6. Spring Force
7. Tip Plating 8. Tip Diameter 9. Tip Material (only for CuBe)

Tip style - Diameter - Plating

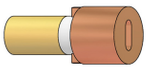



FS1	FLS1
3.00C Au/CB 3.50C Au/CB 4.00C Au/CB 4.50C Au/CB 5.00C Au/CB 5.50C Au/CB 5.90 C Au/CB	3.00C Au/CB 3.50C Au/CB 4.50C Au/CB 5.00C Au/CB

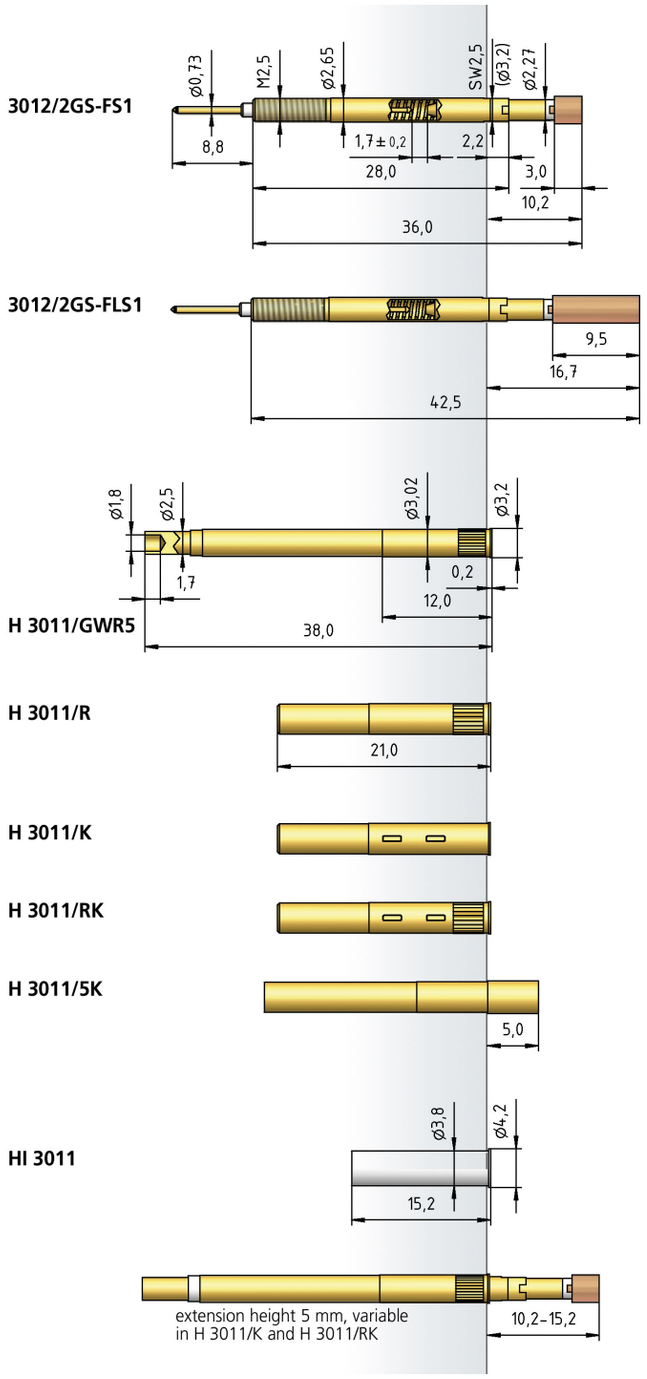

Series 3012/2GS • FS1/FLS1

- Test Probe with switching function for cable harness test and presence verification
- Threaded type
- Easy-replacement system (replacement without soldering)
- Version for large tip diameters
- Tips insulated
- Switching travel 4.0 mm
- High soldering temperature up to 300°C
- Variable extention height

Mechanical Data

Center	3.50 mm/138 mil
Temperature Range	-30 °C - +120 °C
Full Travel	4.50 mm
Working Travel	4.00 mm
Switching Travel	4.00 mm
Pre-loaded Spring Force	0.12/ 0.25/ 0.30/ 0.40/ 0.60/ 1.40/ 1.80/ 1.70/ 2.00/ 2.70/ 2.00/ 5.00/ 4.00 N
Spring Force at Working Travel	0.25/ 0.75/ 1.30/ 1.80/ 3.00/ 6.50/ 7.00/ 8.00/ 8.50/ 9.00/ 9.50/ 12.00/ 12.50 N
Spring Force at Switching Travel	0.25/ 0.75/ 1.30/ 1.80/ 3.00/ 6.50/ 7.00/ 8.00/ 8.50/ 9.00/ 9.50/ 12.00/ 12.50 N

Electrical Data

Receptacle-Plunger	
Max. Current Rating	5.0 A
Typical Continuity Resistance	<= 15 mOhm
Pin-Plunger	
Max. Current Rating	1.0 A
Typical Continuity Resistance	<= 50 mOhm
Typical Insulating Voltage	1000 V

Materials

Barrel	Brass, gold-plated
Spring	Spring Steel, gold-plated
Plunger	CuBe, gold-plated
Tip	CuBe, passiviert
Receptacle	Brass, gold-plated

Recommended Diameter of Drill

H 3011/GWR5 (/R /RK)	
HP 2361.1 (Trolitax)	3.02 mm
HGW 2372	3.04 mm
H 3011/K (/5K)	
HP 2361.1 (Trolitax)	3.01 mm

How to Order

3012/	2	G	S	-	FS1	-	3.0 N	-	Au/CB	-	3.0	C	/SH4.0
1	2	3	4		5		6		7		8	9	10

1. Series 2. Collar Height 3. Threaded Design
4. Plug-in Connector 5. Tip Style 6. Spring Force
7. Tip Plating 8. Tip Diameter 9. Tip Material (only for CuBe)
10. Switching Travel

Tip style - Diameter - Plating

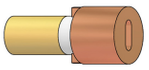


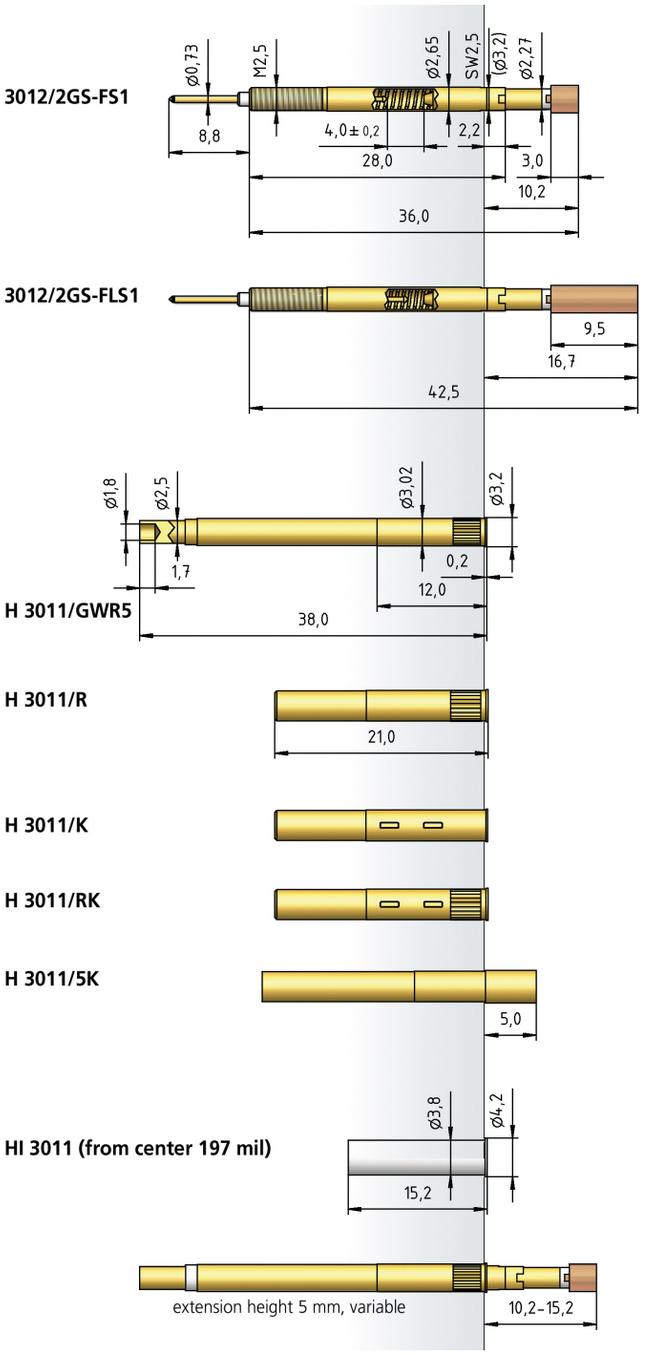
FS1	FLS1
3.00C Au/CB 3.50C Au/CB 4.00C Au/CB 4.50C Au/CB 5.00C Au/CB 5.50C Au/CB 5.90 C Au/CB	3.00C Au/CB 3.50C Au/CB 4.50C Au/CB 5.00C Au/CB