

Series 3010/2V

- Test Probe with switching function for cable harness test and presence verification
- Plug-in system
- Non-rotating variant
- High soldering temperature up to 300°C

Mechanical Data

Center	4.00 mm/160 mil
Temperature Range	-30 °C - +120 °C
Full Travel	5.00 mm
Working Travel	4.00 mm
Switching Travel	1.70 mm
Pre-loaded Spring Force	0.12/ 0.30/ 1.80/ 1.70/ 2.70/ 5.00 N
Spring Force at Working Travel	1.25/ 2.30/ 7.00/ 9.00/ 10.00/ 13.00 N
Spring Force at Switching Travel	0.18/ 0.70/ 3.60/ 4.40/ 5.40/ 8.00 N

Electrical Data

Receptacle-Plunger	
Max. Current Rating	5.0 A
Typical Continuity Resistance	<= 15 mOhm
Pin-Plunger	
Max. Current Rating	1.0 A
Typical Continuity Resistance	<= 50 mOhm
Typical Insulating Voltage	1000 V

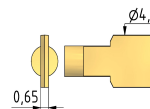
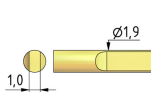
Materials

Barrel	Brass, gold-plated
Spring	Spring Steel, gold-plated
Plunger	Steel
Receptacle	Brass, gold-plated

Recommended Diameter of Drill

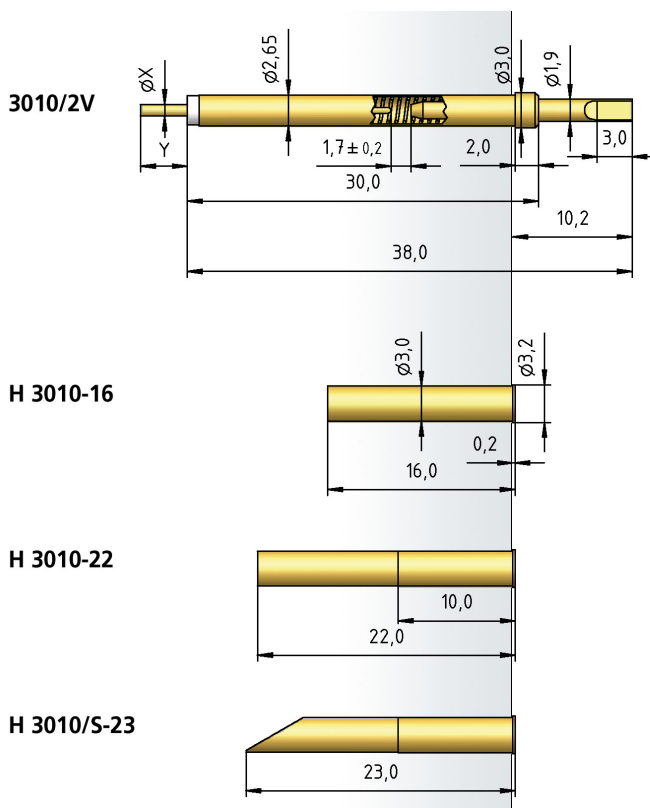
H3010-16/22/S-23	
HP 2361.1 (Trolitax)	3.00 mm
HGW 2372	3.01 mm

Tip style - Diameter - Plating



Y	Y5
1.90 x 1.00 Au	4.00 x 0.65 Au

Connectorpin-Ø X/mm	Connector Pin Length Y/mm
0.5	6.0
1.0	2.5
1.0	4.0



How to Order

3010/ 2 V - Y - 2.3 N - Au - 1.9x 1.0 /1.0x 4.0

1. Series 2. Collar Height 3. Non-rotating Design
 4. Tip Style 5. Spring Force 6. Tip Plating
 7. Tip Diameter 8. Tip Thickness 9. Connector Pin Diameter
 10. Connector Pin Length