

Series 2053

- Anti-turn feature ensures forced guidance between plunger and barrel
- Knurled section on the barrel guarantees secure fit of the test probe

Mechanical Data

Center	2.54 mm/100 mil
Temperature Range	-30 °C - +120 °C
Full Travel	5.00 mm
Working Travel	4.00 mm
Pre-loaded Spring Force	0.45/ 0.60/ 1.00 N
Spring Force at Working Travel	1.50/ 3.00/ 5.00 N

Electrical Data

Max. Current Rating	5.0...8.0 A
Typical Continuity Resistance	<= 30 mOhm

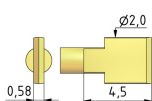
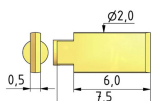
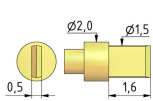
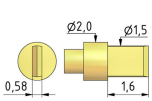
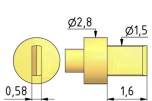
Materials

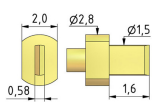
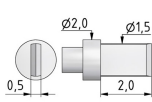
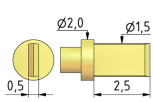
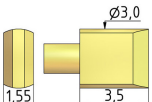
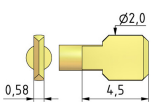
Barrel	Brass, gold-plated
Spring	Spring Steel, gold-plated
Plunger	Steel
Receptacle	Brass, gold-plated

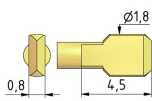
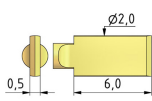
Recommended Diameter of Drill

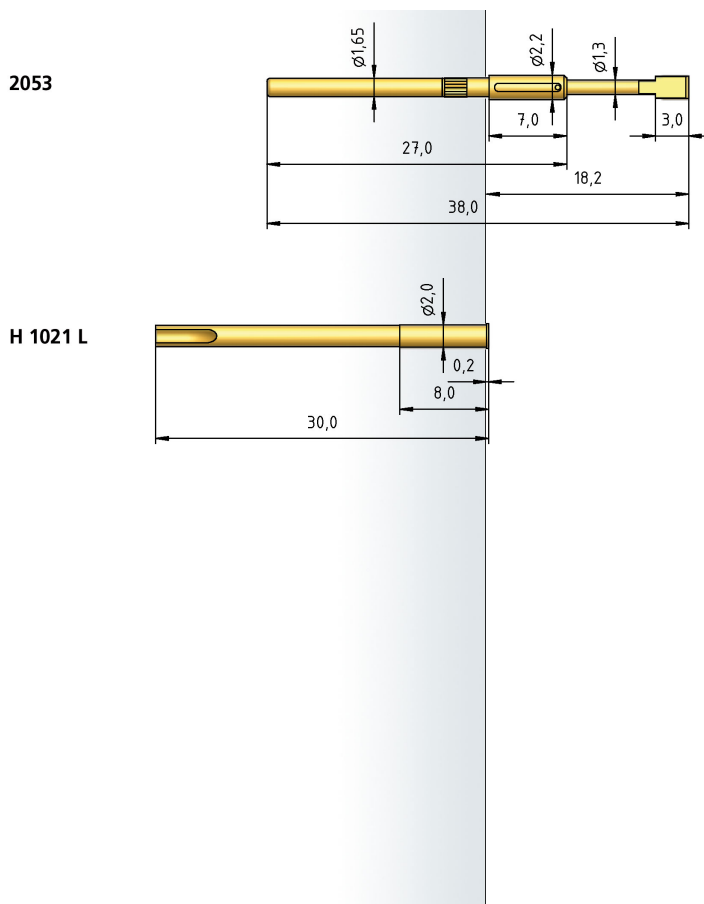
HP 2361.1 (Trolitax)	1.98...2.00 mm
HGW 2372	1.98...2.00 mm

Tip style - Diameter - Plating

				
Y1	Y21	Y1F	Y1F	Y1F
2.00 x 0.58 Au	2.00 x 0.50 Au	1.50 x 0.50 x 2.00 Au	1.50 x 0.58 x 2.00 Au	1.50 x 0.58 x 2.80 Au

				
Y1F1	Y2F	Y3F	Y6	Y11
1.50 x 0.58 x 2.80 x 2.00 Au	1.50 x 0.50 x 2.00 Rh	1.50 x 0.50 x 2.50 Au	3.00 x 1.55 Au	2.00 x 0.58 Au

	
Y12	Y21R
1.80 x 0.80 Au	2.00 x 0.50 Au



How to Order

2053	-	Y1	-	1.5 N	-	Au	-	2.0x	0.58
1	2	3	4	5	6				

1. Series 2. Tip Style 3. Spring Force
4. Tip Plating 5. Tip Diameter 6. Tip Thickness