

Series 1025/E

- International standard for 100 mil applications
- Contacting of assembled PCBs
- Large selection of head styles

Mechanical Data

Center	2.54 mm/100 mil
Temperature Range	-30 °C - +120 °C
Full Travel	6.40 mm
Working Travel	4.30 mm
Pre-loaded Spring Force	0.20/ 0.25/ 0.40/ 0.60/ 0.50/ 0.80/ 1.40 N
Spring Force at Working Travel	0.60/ 1.00/ 1.50/ 2.00/ 2.25/ 3.00/ 4.00 N

Electrical Data

Max. Current Rating	5.0...8.0 A
Typical Continuity Resistance	<= 20 mOhm


Materials

Barrel	Bronze, gold plated
Spring	Spring Steel, gold plated
Plunger	Steel, CuBe
Receptacle	Bronze, gold plated

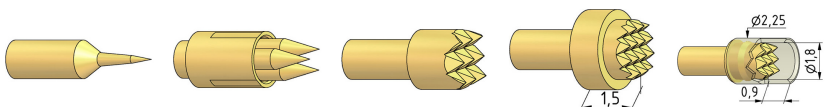
Recommended Diameter of Drill

HP 2361.1 (Trolitax)	1.65 mm
with pressed-in Ring	1.75 mm
HGW 2372	1.67 mm
with pressed-in Ring	1.76 mm

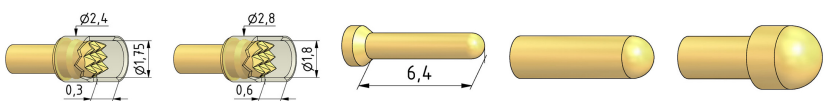
Tip style - Diameter - Plating



A	A6	B	BD	BST1
1.50C Au 2.00C Au	1.50 Au 1.80C Au	0.90 Au	0.90 Au	0.62 Au 0.62 Ni



BST2	BST3	C	C1	CS1
0.90 Au	1.60C Au	1.30 Au 1.50C Au 2.00C Au 2.50C Au 3.00C Au	2.30/3.10C Au	1.80/2.25C Au/HTK




CS3	CS8	D1	D	D
1.75/2.40C Au/HTK	1.80/2.80C Au/HTK	0.50 Au 0.64C Au	0.90C Au	1.30 Au 1.50 Au



E	F	F	G	H
1.50 Au	0.90 Au	1.50C Au	1.06 Au 1.30 Au 1.50 Au	0.90 Au



H	H1	HL2	K	M
1.50 Au 1.70 Au 2.50 Au	0.90 Au	0.90C Au	1.70 Au	1.30 Au



M1	M6	N	Q	Q
1.30 Au 1.40 Au 1.50 Au	1.30 Au 1.50 Au	0.50 Au	0.50 Au 0.80 Au	1.06 Au 1.30 Au 1.50 Au

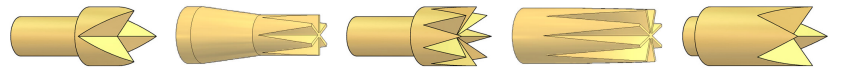
How to Order

1025/E	-	C	-	1.5 N	-	Au	-	1.5	C
1	2	3	4	5	6				

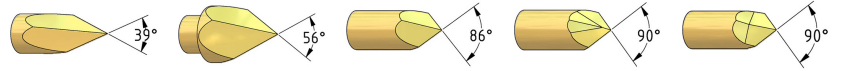
1. Series 2. Tip Style 3. Spring Force
4. Tip Plating 5. Tip Diameter 6. Tip Material (only for CuBe)

Series 1025/E

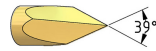
Tip style - Diameter - Plating



Q5	Q6F	Q8	Q8F	QL2
1.06 Au	0.64C Au	1.50 Au	0.90C Au	1.50 Au

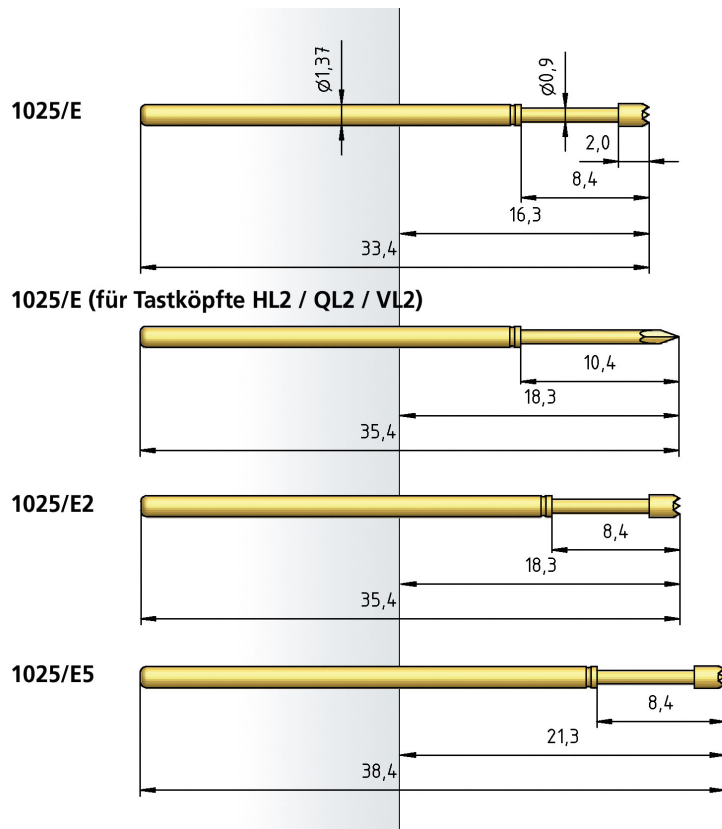


V	V	V1	V3	V5
0.90 Au 0.90 Ni	1.30 Au	0.90 Au	0.90 Au	0.90 Au



VL2
0.90 Au

Series 1025/E



Receptacles 1025/E

