

Series 1021/GT

- Test probe for cable harness testing
- Test probe geometry for position test
- Screwable - threaded design - against the creeping out of the Test Probe out of the receptacle
- Simplify screwing

Mechanical Data

Center	2.54 mm/100 mil
Temperature Range	-30 °C - +120 °C
Full Travel	5.00 mm
Working Travel	4.00 mm
Pre-loaded Spring Force	0.30/ 0.40/ 0.50/ 0.70/ 0.70/ 1.00/ 1.00 N
Spring Force at Working Travel	0.70/ 1.00/ 1.50/ 2.25/ 2.50/ 3.00/ 5.00 N

Electrical Data

Max. Current Rating	5.0...8.0 A
Typical Continuity Resistance	<= 25 mOhm

Materials

Barrel	Brass, gold plated
Spring	Spring Steel, Stainless Steel, gold plated
Plunger	Steel, gold plated
Receptacle	Brass, gold plated
Stranded Wire AWG 20 (Black)	Copper, tin plated, insulated

Recommended Diameter of Drill

HP 2361.1 (Trolitax)	2.00 mm
HGW 2372	2.03 mm

High-Temperature Applications

Temperature Range	-40 °C - +250 °C
Pre-Loaded Spring Force	0.50/ 0.70/ 1.00 N
Spring Force at Working Travel (Order Index E)	1.50/ 2.25/ 3.00 N

Available Screw Tools

Article Designation	max. Tip Diameter	max. Plate Diameter
WFS 1021/GT-1	0.0...1.5	2.1...2.7
WFS 1021/GT-2	1.6...2.2	2.8...3.9

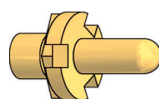
How to Order

1021/ GT - D1707 - 3.0 N E - Au - 2.5

1 2 3 4 5 6 7

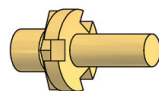
1. Series 2. Threaded Design 3. Tip Style
4. Spring Force 5. High Temperature 6. Tip Plating
7. Tip Diameter

Tip style - Diameter - Plating



D17xx
Au

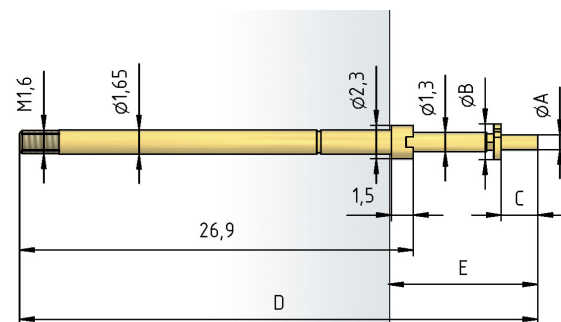
Tip Style	Tip-Ø mm A	Plate-Ø mm B	Tip Length mm C	Overall length mm D	Extension Height mm E	Screw Tool
D1707	1.00	2.50	2.60	35.50	10.30	WFS 1021/GT-1
D1710	0.80	2.50	4.60	37.50	12.30	- "
D1714	0.80	2.50	4.00	36.90	11.70	- "
D1715	0.80	2.30	3.20	36.10	10.90	- "
D1722	0.65	2.10	3.00	35.90	10.70	- "
D1725	0.65	2.10	3.60	36.50	11.30	- "



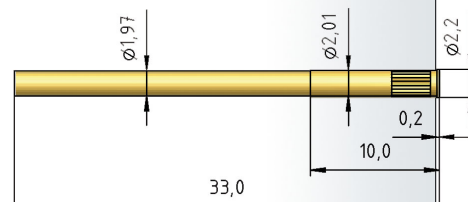
F17xx
Au

Tip Style	Tip-Ø mm A	Plate-Ø mm B	Tip Length mm C	Overall length mm D	Extension Height mm E	Screw Tool
F1708	1.00	2.30	3.30	36.20	11.00	WFS 1021/GT-1
F1709	1.00	2.50	3.50	36.40	11.20	- "
F1716	1.50	3.00	2.50	35.40	10.20	WFS 1021/GT-2
F1723	1.50	2.30	3.30	36.20	11.00	- "

1021/GT



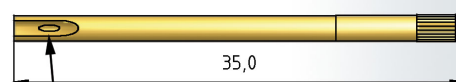
H 1021/GR-C




H 1021/GR-L



H 1021/GRV-L




H 1021/5GRV-L



This receptacle is sealed vacuum-tight when a wire is soldered on.
Important:
If too much solder is used there is a risk that it will get into the tread.

H 1021/GR-ST1.0



ST 1015-C1.0-V800 (without cable ST 1015-C1.0)

