




AKZ1700/..-3.81-GREEN



Technical Data

Wire sizes		Insulating Material	
Solid min	0.14 mm ²	Material	PA 6.6
Solid max	1.5 mm ²	Flammability Class	UL 94 V-0
Stranded (flexible) min	0.14mm ²	Temperatures	
Stranded (flexible) max	1.5 mm ²	Operating Temperature (without mech. load)	-40 °C - 105 °C
Stranded with Ferrule min	0.25 mm ²	Store Temperature	-40 °C - 105 °C
Stranded with Ferrule max	1.0 mm ²	Wave Soldering Process	
Dimensions		Soldering Temperature, recommended	-
Stripped Length	7.0 mm	Peak Soldering Time, recommended	-
Materials		Reflow Process	
Clamp	Brass	Soldering Temperature, recommended	-
Screw	Bronze	Peak Soldering Time, recommended	-
Contact Spring	Bronze		

Colours

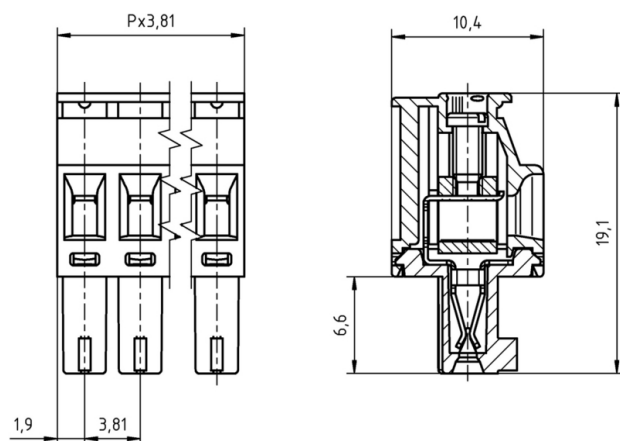
	GREEN, RAL 6018
	LIGHT GREY, RAL 7035
	LIGHT GREEN, similar RAL 6018

Colours according to RAL, there may be variations on colour due to production conditions. Special colours on request.

Counterparts (Spacing 3.81 mm)

Pin Strip	STLZ1570	STLZ1590
STLZ1550		






In combination of connectors with different admission data, the lower value is valid.



Order Data (Spacing 3.81 mm)

Poles	Width (mm)	Article Designation	Article Number	PU
2	7.62	AKZ1700/2-3.81-GREEN	51700020021 F	200
3	11.43	AKZ1700/3-3.81-GREEN	51700030021 F	200
4	15.24	AKZ1700/4-3.81-GREEN	51700040021 F	200
5	19.05	AKZ1700/5-3.81-GREEN	51700050021 F	200
6	22.86	AKZ1700/6-3.81-GREEN	51700060021 E	100
7	26.67	AKZ1700/7-3.81-GREEN	51700070021 E	100
8	30.48	AKZ1700/8-3.81-GREEN	51700080021 D	50
9	34.29	AKZ1700/9-3.81-GREEN	51700090021 D	50
10	38.10	AKZ1700/10-3.81-GREEN	51700100021 D	50
11	41.91	AKZ1700/11-3.81-GREEN	51700110021 D	50
12	45.72	AKZ1700/12-3.81-GREEN	51700120021 D	50
13	49.53	AKZ1700/13-3.81-GREEN	51700130021 D	50
14	53.34	AKZ1700/14-3.81-GREEN	51700140021 D	50
15	57.15	AKZ1700/15-3.81-GREEN	51700150021 D	50
16	60.96	AKZ1700/16-3.81-GREEN	51700160021 D	50
17	64.77	AKZ1700/17-3.81-GREEN	51700170021 D	50
18	68.58	AKZ1700/18-3.81-GREEN	51700180021 D	50
19	72.39	AKZ1700/19-3.81-GREEN	51700190021 D	50
20	76.20	AKZ1700/20-3.81-GREEN	51700200021 D	50

Accessoires

Figure	Designation	Article Number
	Series AK(Z)1550 with pull relief	Order Data: on request
	Bridge, 2-pole, BR/2-3.5/3.81-L7.5	Order Data: 50000000015
	Bridge, 3-pole, BR/3-3.5/3.81-L7.5	Order Data: 50000000016
	Bridge, 2-pole, insulated, BR/2-7.0/7.62-L7.5-LIGHT GREY	Order Data: 50000000018
	Bridge, 2-pole, angled, BR/2-3.5/3.81-H-L7.5	Order Data: 50000000029

Ratings

UseGroup	cRU [®] US			VDE	
	B	C	D		
Rated Voltage	300 V	-	300 V	160 V	
Rated Current	8 A	-	8 A	8 A	
Overvoltage Category				III	
Rated Wire Size				min	max
- solid	AWG 28-16	-	AWG 28-16	0.5 mm ² (6 A)	1.5 mm ² (8 A)
- stranded	AWG 28-16	-	AWG 28-16	0.5 mm ² (6 A)	1.5 mm ² (8 A)
Torque	0.25 Nm	-	0.25 Nm	0.25 Nm	
Screw Size	M2	-	M2	M2	
Test Voltage	1.60 kV	-	1.60 kV	2.5 kV	
Pollution Degree				3	