



AKZ1100/..F-5.08-GREEN



Technical Data

Wire sizes		Insulating Material	
Solid min	0.2 mm ²	Material	PA 6.6
Solid max	4.0 mm ²	Flammability Class	UL 94 V-0
Stranded (flexible) min	0.2mm ²	Temperatures	
Stranded (flexible) max	4.0 mm ²	Operating Temperature (without mech. load)	-40 °C - 105 °C
Stranded with Ferrule min	0.25 mm ²	Store Temperature	-40 °C - 105 °C
Stranded with Ferrule max	2.5 mm ²	Wave Soldering Process	
Dimensions		Soldering Temperature, recommended	-
Stripped Length	7.0 mm	Peak Soldering Time, recommended	-
Materials		Reflow Process	
Clamp	Brass	Soldering Temperature, recommended	-
Screw	Steel	Peak Soldering Time, recommended	-
Contact Spring	Bronze		

Colours

	GREEN, RAL 6018
	LIGHT GREEN, similar RAL 6018

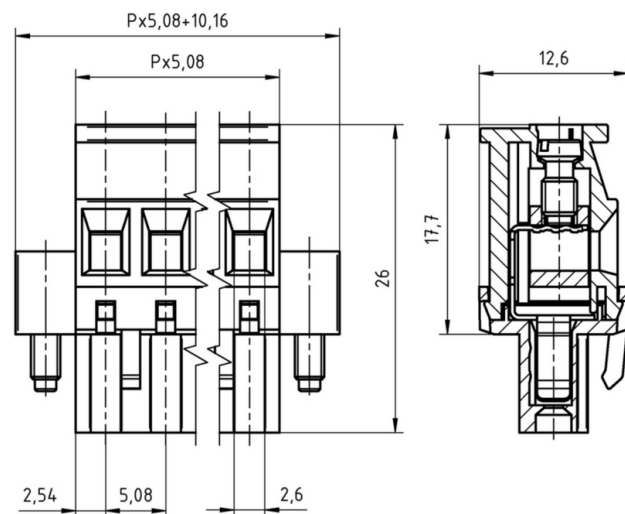
Colours according to RAL, there may be variations on colour due to production conditions. Special colours on request.

Counterparts (Spacing 5.08 mm)

Pin Strip/Terminal Block

STLZ950	STLZ950-HT	STLZ970	AKZS950
---------	------------	---------	---------






In combination of connectors with different admission data, the lower value is valid.



Order Data (Spacing 5.08 mm)

Poles	Width (mm)	Article Designation	Article Number	PU
2	20.32	AKZ1100/2F-5.08-GREEN	51100022001 F	200
3	25.40	AKZ1100/3F-5.08-GREEN	51100032001 F	200
4	30.48	AKZ1100/4F-5.08-GREEN	51100042001 E	100
5	35.56	AKZ1100/5F-5.08-GREEN	51100052001 E	100
6	40.64	AKZ1100/6F-5.08-GREEN	51100062001 E	100
7	45.72	AKZ1100/7F-5.08-GREEN	51100072001 E	100
8	50.80	AKZ1100/8F-5.08-GREEN	51100082001 E	100
9	55.88	AKZ1100/9F-5.08-GREEN	51100092001 D	50
10	60.96	AKZ1100/10F-5.08-GREEN	51100102001 D	50
11	66.04	AKZ1100/11F-5.08-GREEN	51100112001 D	50
12	71.12	AKZ1100/12F-5.08-GREEN	51100122001 D	50
13	76.20	AKZ1100/13F-5.08-GREEN	51100132001 D	50
14	81.28	AKZ1100/14F-5.08-GREEN	51100142001 D	50
15	86.36	AKZ1100/15F-5.08-GREEN	51100152001 D	50
16	91.44	AKZ1100/16F-5.08-GREEN	51100162001 D	50
17	96.52	AKZ1100/17F-5.08-GREEN	51100172001 D	50
18	101.60	AKZ1100/18F-5.08-GREEN	51100182001 D	50
19	106.68	AKZ1100/19F-5.08-GREEN	51100192001 D	50
20	111.76	AKZ1100/20F-5.08-GREEN	51100202001 D	50

Accessoires

Figure	Designation	Article Number
	Bridge, 2-pole, insulated, BRI/2-5.0/5.08-LIGHT GREY	Order Data: 50000000006
	Bridge, 3-pole, insulated, BRI/3-5.0/5.08-LIGHT GREY	Order Data: 50000000007
	Coding Star CS4-5.0/5.08-RED	Order Data: 50000000026
	Series AK(Z)1100 with separating element	Order Data: on request
	Series AK(Z)1100 with pull relief	Order Data: on request

Ratings

UseGroup	cRU [®] US			VDE	
	B	C	D		
Rated Voltage	300 V	-	300 V	250 V	
Rated Current	15 A	-	10 A	10 A	
Overvoltage Category				III	
Rated Wire Size			min		max
- solid	AWG 28-12	-	AWG 28-12	0.5 mm ² (6 A)	2.5 mm ² (10 A)
- stranded	AWG 28-12	-	AWG 28-12	0.5 mm ² (6 A)	2.5 mm ² (10 A)
Torque	0.50 Nm	-	0.50 Nm	0.50 Nm	
Screw Size	M3	-	M3	M3	
Test Voltage	1.60 kV	-	1.60 kV	4.0 kV	
Pollution Degree				3	