

Series 3010/2 • 3010/10

- Test Probe with switching function for cable harness test and presence verification
- Plug-in and threaded type available
- Switching travel 1.7 mm (4.0 mm on request)
- High soldering temperature up to 300°C

Mechanical Data

Center	4.00 mm/160 mil
Temperature Range	-30 °C - +120 °C
Full Travel	5.00 mm
Working Travel	4.00 mm
Switching Travel	1.70 mm
Pre-loaded Spring Force	0.12/ 0.30/ 1.80/ 1.70/ 2.70/ 5.00 N
Spring Force at Working Travel	1.25/ 2.30/ 7.00/ 9.00/ 10.00/ 13.00 N
Spring Force at Switching Travel	0.18/ 0.70/ 3.60/ 4.40/ 5.40/ 8.00 N

Electrical Data

Receptacle-Plunger	
Max. Current Rating	5.0 A
Typical Continuity Resistance	<= 15 mOhm
Pin-Plunger	
Max. Current Rating	1.0 A
Typical Continuity Resistance	<= 50 mOhm
Typical Insulating Voltage	1000 V

Materials

Barrel	Brass, gold-plated
Spring	Spring Steel, gold-plated
Plunger	Steel
Receptacle	Brass, gold-plated

Recommended Diameter of Drill

HP 2361.1 (Trolitax)	3.00 mm
HGW 2372	3.01 mm

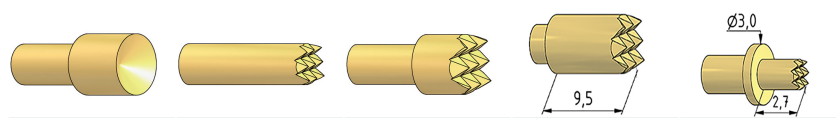
How to Order

3010/ 2 - A - 2.3 N - Au - 2.3 /1.0x 4.0

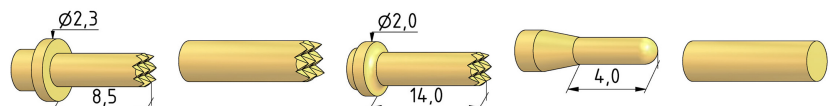
1 2 3 4 5 6 7 8

1. Series
2. Collar Height
3. Tip Style
4. Spring Force
5. Tip Plating
6. Tip Diameter
7. Connector Pin Diameter
8. Connector Pin Length

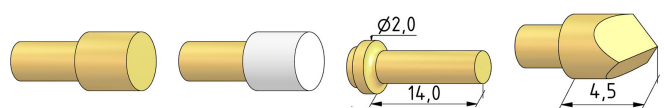
Tip style - Diameter - Plating



A	C	C	CL	C1
2.30 Au	1.80 Au	2.30 Au 3.00 Au 4.00 Au	2.30 Au	1.00 Au

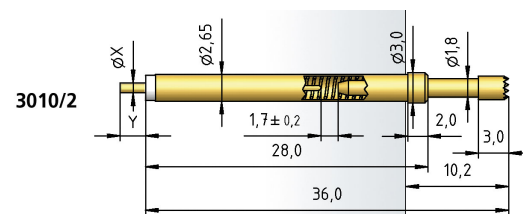


CL1	CL2	CL3	D6	F
1.00 Au	1.80 Au	1.00 Au	1.00 Au	1.80 Au




F	F1	FL3	H2
2.00 Au 2.30 Au	2.30 HTK 3.00 HTK 4.00 HTK 5.00 HTK	1.00 Au	2.60 Au

Connectorpin-Ø X/mm	Connector Pin Length Y/mm
0.5	6.0
1.0	2.5
1.0	4.0

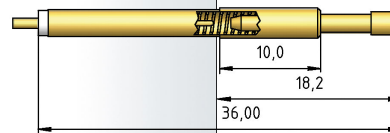


3010/2
(for
Tip Styles
CLx / FLx)

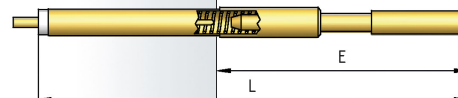


Tip style	E	L
CL, CL1	16,7	42,5
CL2	22,2	48,0
CL3, FL3	22,9	48,7

3010/10

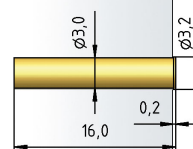


3010/10-L

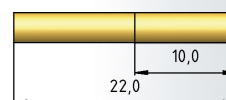


Tip style	E	L
CL, CL1	24,7	42,5
CL2	30,2	48,0
CL3, FL3	30,9	48,7


H 3010-16



H 3010-22



H 3010/S-23



Series 3010/2 • 3010/10

- Test Probe with switching function for cable harness test and presence verification
- Plug-in and threaded type available
- Switching travel 4.0 mm
- High soldering temperature up to 300°C

Mechanical Data

Center	4.00 mm/160 mil
Temperature Range	-30 °C - +120 °C
Full Travel	5.00 mm
Working Travel	4.00 mm
Switching Travel	4.00 mm
Pre-loaded Spring Force	0.12/ 0.30/ 1.80/ 1.70/ 2.70/ 5.00 N
Spring Force at Working Travel	0.25/ 1.30/ 6.00/ 8.00/ 9.00/ 12.00 N
Spring Force at Switching Travel	0.25/ 1.30/ 6.00/ 8.00/ 9.00/ 12.00 N

Electrical Data

Receptacle-Plunger	
Max. Current Rating	5.0 A
Typical Continuity Resistance	<= 15 mOhm
Pin-Plunger	
Max. Current Rating	1.0 A
Typical Continuity Resistance	<= 50 mOhm
Typical Insulating Voltage	1000 V

Materials

Barrel	Brass, gold-plated
Spring	Spring Steel, gold-plated
Plunger	Steel
Receptacle	Brass, gold-plated

Recommended Diameter of Drill

HP 2361.1 (Trolitax)	3.00 mm
HGW 2372	3.01 mm

How to Order

3010/ 2 - A - 2.3 N - Au - 2.3 /1.0x 4.0 /SH4.0

1	2	3	4	5	6	7	8	9
---	---	---	---	---	---	---	---	---

1. Series 2. Collar Height 3. Tip Style
 4. Spring Force 5. Tip Plating 6. Tip Diameter
 7. Connector Pin Diameter 8. Connector Pin Length
 9. Switching Travel

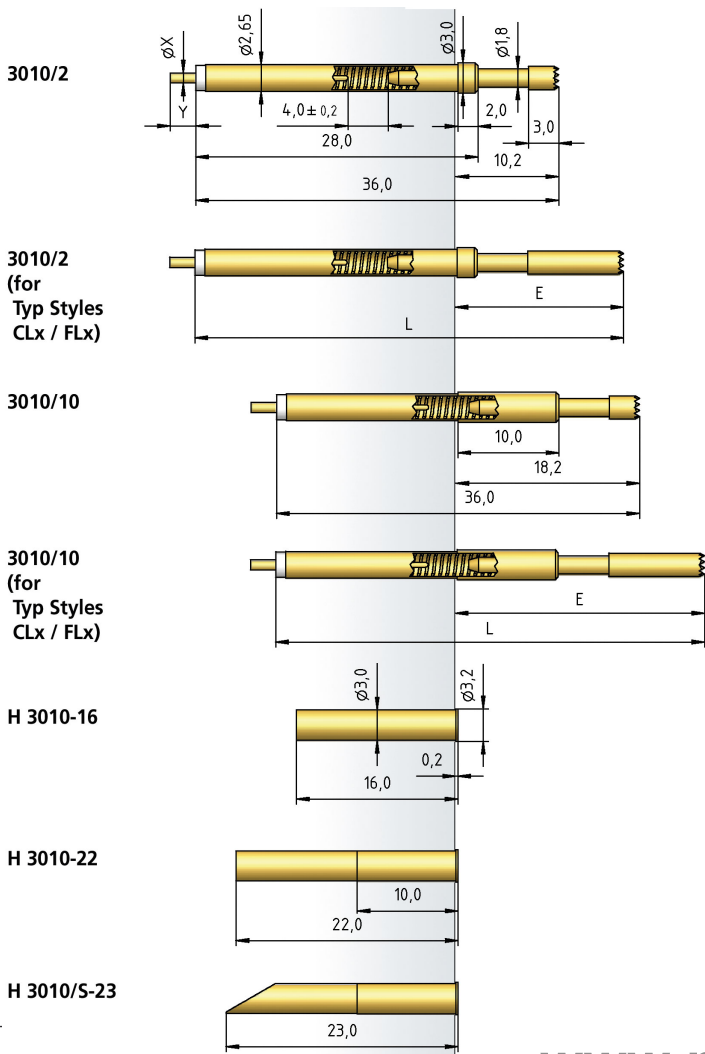
Tip style - Diameter - Plating

A	C	C	CL	C1
2.30 Au	1.80 Au	2.30 Au 3.00 Au 4.00 Au	2.30 Au	1.00 Au

CL1	CL2	CL3	D6	F
1.00 Au	1.80 Au	1.00 Au	1.00 Au	1.80 Au

F	F1	FL3	H2
2.00 Au 2.30 Au	2.30 HTK 3.00 HTK 4.00 HTK 5.00 HTK	1.00 Au	2.60 Au

Connectorpin-Ø X/mm	Connector Pin Length Y/mm
0.5	6.0
1.0	2.5
1.0	4.0



Tip style	E	L
CL, CL1	16,7	42,5
CL2	22,2	48,0
CL3, FL3	22,9	48,7

Tip style	E	L
CL, CL1	24,7	42,5
CL2	30,2	48,0
CL3, FL3	30,9	48,7